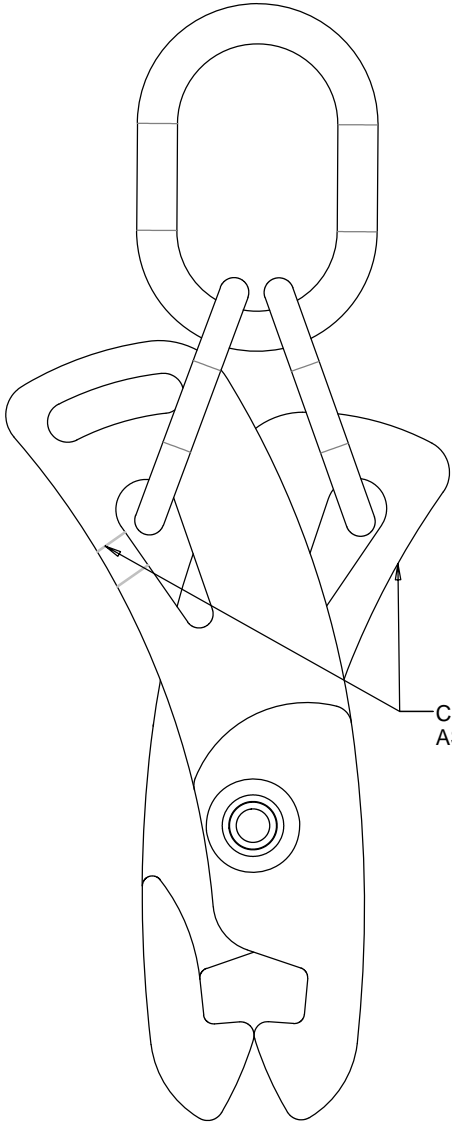
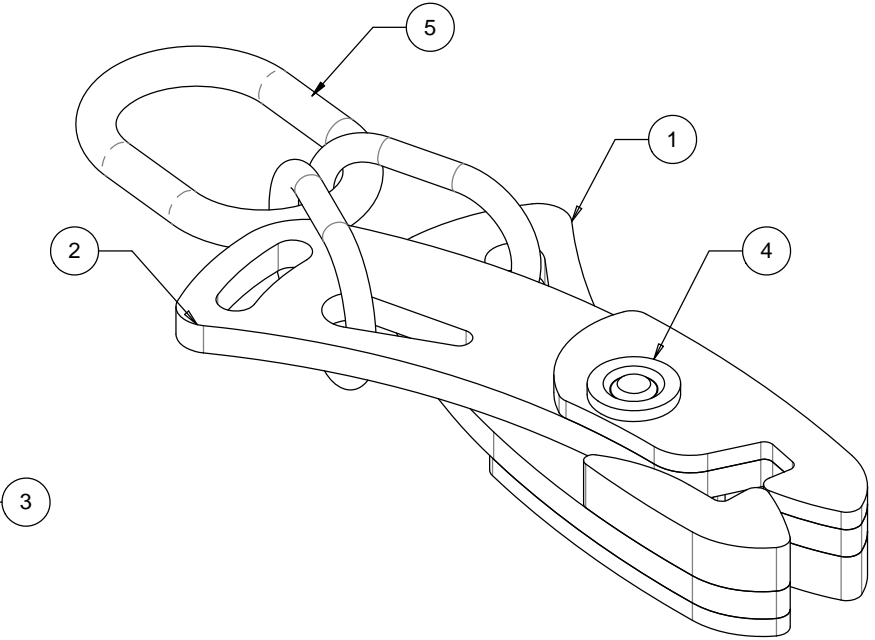
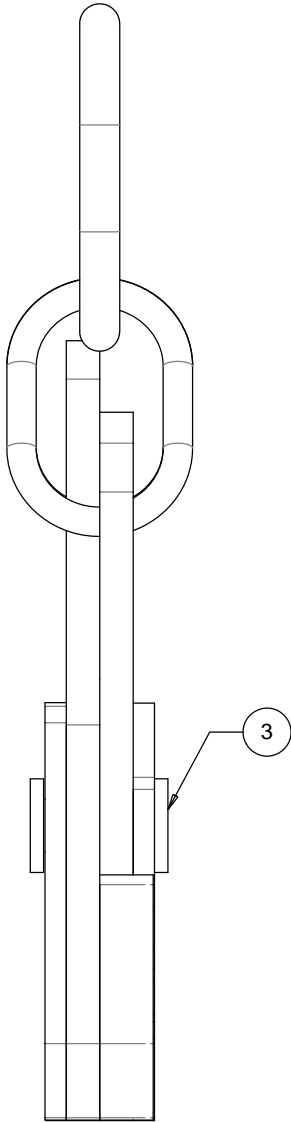


NOTE:

- 1. ALL WELDS TO AS1554.1 CAT SP
- 2. ALL WELDS TO BE 10mm C.F.W. UNLESS SHOWN OTHERWISE
- 3. ALL STEEL PLATE TO COMPLY TO AS3678 GR250
- 4. SURFACE FINISH TO CUSTOMERS SPEC.
- 5. TARE 40KG
- 6. PROOF LOAD AND MARKINGS TO AS4991-2004
- 7. TO SUIT AS68 RAIL



CUT OUT AND REPLACE AFTER ASSEMBLING MULTILINK TYP



ITEM NO.	PART NUMBER	QTY.
1	5772-ARM 1	1
2	5772-ARM 2	1
3	5772-PIN	1
4	5772-STOP	1
5	GUNNEBO MT10-10 MASTERLINK	1

**D.O.T.
ENGINEERING**

1 / 57 PARAMOUNT DRV
WANGARA. 6065
WESTERN AUSTRALIA.

TEL: (08) 9302 4166

FAX: (08) 9302 4099

THIS DRAWING AND THE INFORMATION ON IT
REMAINS THE PROPERTY OF DOT ENGINEERING
WRITTEN PERMISSION MUST BE OBTAINED FROM
DOT ENGINEERING TO COPY OR REPRODUCE
THE WHOLE OR PART OF THIS DRAWING.

DRAWN	KM	TITLE RAIL CLAMP		
CHECKED		SIZE 5T W.L.L.	SCALE 1:4	DATE 16-Sep-08
APPROVED		PROJECT RAIL TONGS	DWG 5772 - 1	REV 0