

APPROVE FOR MANUFACTURE

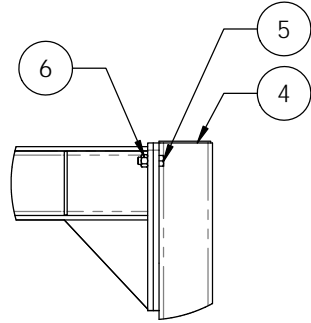
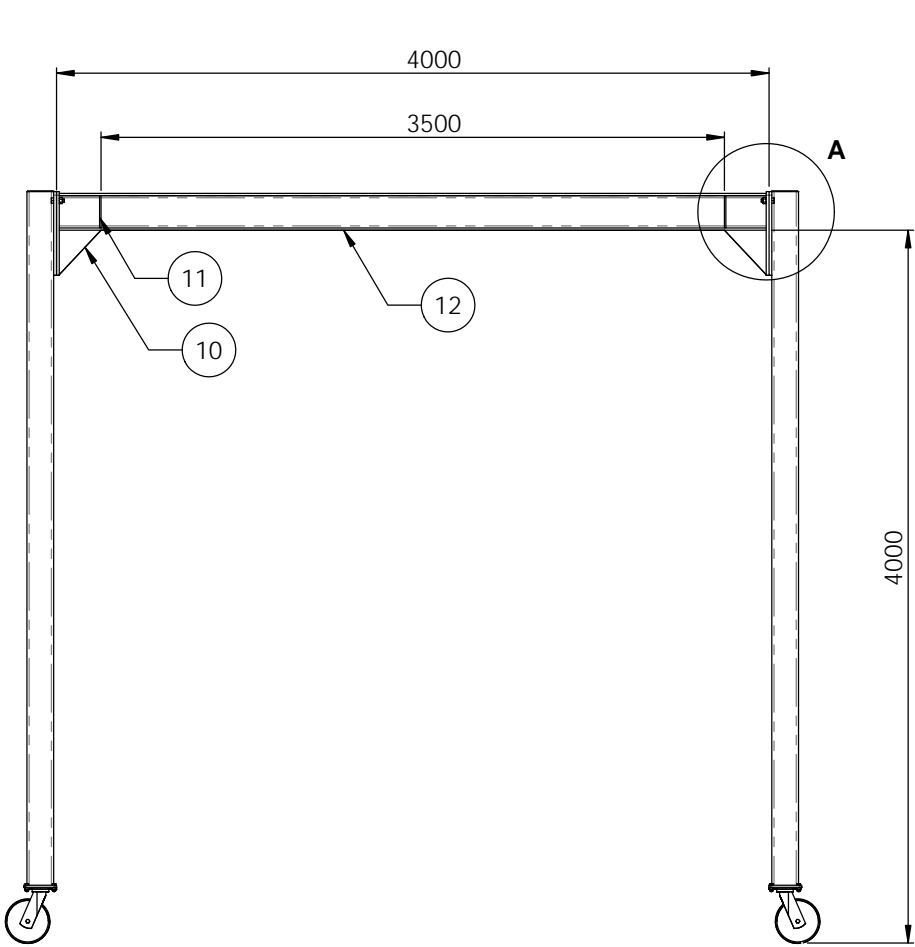
PRINT NAME:

SIGNATURE:

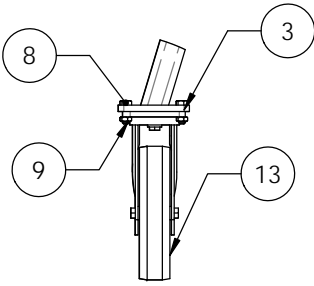
DATE:

- NOTES:
1. ALL WELDING TO COMPLY TO AS 1554.1 CAT SP
 2. ALL WELDS 6mm C.F.W.
 3. ALL STEEL PLATE TO COMPLY TO AS3678 GRD250
 4. ALL STEEL SECTION TO COMPLY TO AS3679 GRD300
 5. ALL STEEL HOLLOW SECTIONS TO COMPLY TO AS1163 GRD350
 6. PROOF LOAD & MARKINGS TO COMPLY WITH AS1418.18
 7. FINISH POWDER COAT Y-14 GOLDEN YELLOW
 8. CASTORS ARE RATED AT 2500KG WLL EACH
 9. TARE WEIGHT 580KG

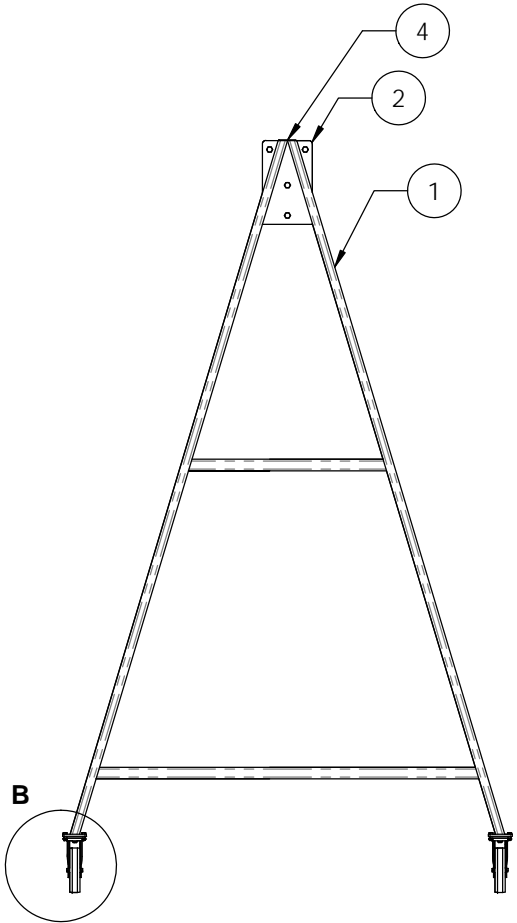
ITEM NO.	PART NUMBER	QTY.
1	A FRAME	2
2	JOINER PLATE	4
3	CASTOR MOUNTING PLATE	4
4	A FRAME CAP 145 x 95 x 5 GRD250 STEEL PLATE	2
5	M20 x 65 GRD 8.8 BOLT	8
6	M20 NUT, FLAT WASHER & SPRING WASHER	8
8	M10 x 35 GRD.8.8 BOLT	16
9	M10 NUT, FLAT WASHER & SPRING WASHER	16
10	GUSSETT	4
11	UC GUSSETT	4
12	200-59.5 UC	1
13	FALLSHAW CASTOR 410NX10528SFBB	4



DETAIL A
SCALE 1 : 15



DETAIL B
SCALE 1 : 10



D.O.T.
ENGINEERING

1 / 57 PARAMOUNT DRV
WANGARA. 6065
WESTERN AUSTRALIA.

TEL: (08) 9302 4166
FAX: (08) 9302 4099

THIS DRAWING AND THE INFORMATION ON IT
REMAINS THE PROPERTY OF DOT ENGINEERING
WRITTEN PERMISSION MUST BE OBTAINED FROM
DOT ENGINEERING TO COPY OR REPRODUCE
THE WHOLE OR PART OF THIS DRAWING.

DRAWN	RM	TITLE	4000 x 3500 MOBILE GANTRY		
CHECKED		SIZE	5T WLL	SCALE	1:30
APPROVED		PROJECT	GANTRIES	DATE	23-Sep-11
			DWG	11039 - 1	REV 0